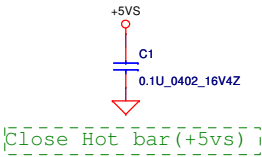
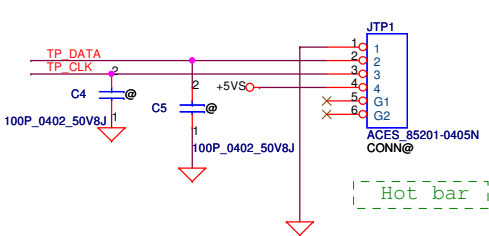
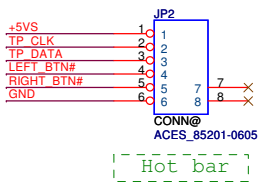


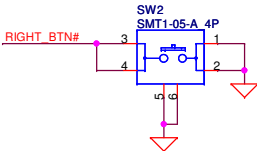
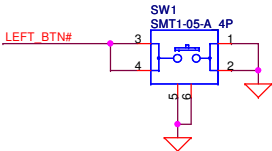
To M/B Conn.



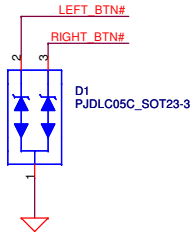
To TP/B Conn.



SW1 is left bottom, SW2 is right bottom on layout status.



6/26 Update SW1、SW2



Security Classification		Compal Secret Data		Compal Electronics, Inc.	
Issued Date	2010/08/12	Deciphered Date	2012/08/12	Title	
THIS SHEET OF ENGINEERING DRAWING IS THE PROPRIETARY PROPERTY OF COMPAL ELECTRONICS, INC. AND CONTAINS CONFIDENTIAL AND TRADE SECRET INFORMATION. THIS SHEET MAY NOT BE TRANSFERRED FROM THE CUSTODY OF THE COMPETENT DIVISION OF R&D DEPARTMENT EXCEPT AS AUTHORIZED BY COMPAL ELECTRONICS, INC. NEITHER THIS SHEET NOR THE INFORMATION IT CONTAINS MAY BE USED BY OR DISCLOSED TO ANY THIRD PARTY WITHOUT PRIOR WRITTEN CONSENT OF COMPAL ELECTRONICS, INC.				Touch pad	
Size	Document Number	P0VE6 Schematics		Rev	0.1
Date:	Monday, October 11, 2010	Sheet	1 of 1		